




Cat Foster Program Guide

Thank you for joining us in saving lives! This is a basic reference guide about our cat foster program from start to finish, including changes made during Covid! Things to note:

- We know this is a stressful time! Please give everyone the benefit of the doubt, and try to keep a calm, professional, and positive attitude, as our clinic is handling a higher volume of animal care than normal.
- For Medical services **you may be asked to wait outside the building** while your foster animal is seen.
- **You may be asked to wear a face covering** when coming into the building and **maintain social distance**.
- When picking a new foster animal, please limit the number of **visitors to 2 max from the same household**.



COMMUNICATION & SUPPORT: We're Here for You!

Cats Needing Foster: phillypaws.org/cats-needing-foster

Foster Pick-up Appointments: Find [this link](#) in your approval email and post-foster pick up email!

Facebook Group: [Philly PAWS Fosters](#) - Sign up to get answers to lots of common questions! Check out the FILES tab and announcements at the top of the page for additional useful information.

Foster Resources: phillypaws.org/foster-resources - Bookmark this page! It's a one-stop shop for all your foster needs, whether you need a blank adoption contract, a surgery form, or tips on animal care or behavioral issues!

Transport Assistance (for NON-emergencies, pending volunteer availability): Fill out this form 4+ days in advance with your foster animal(s)' name, A#, and transport service needed: [transport request form](#). *Volunteer transport should NOT be relied on for sick visits and same day/next day emergencies.*

Foster Vaccine Appointments: Request via [Vaccine Appt Form](#) or if your foster has Ringworm, [Ringworm Form](#)

Foster Walk-in Vet Clinic Hours:

Mon-Fri: 9:30-11:00 am; Sat-Sun 9:30-12:00 pm

Foster Office & Clinic Location:

2900 Grays Ferry Ave. Phila PA 19146

Foster Office Hours:

9am-5pm every day (foster pick-up by appt only)

Foster Office Number: 215-298-9680 ext. 16

The fastest way to contact us is by email!

Table of Contents:

- **Role & Responsibilities:** see page 2
- **Cat Care Tips:** see page 3
- **Medical Care:** see pages 4, 5, & 6
- **Adoption Process:** see page 7
- **Foster Agreement Reminders:** see page 8

Foster Email: foster@phillypaws.org

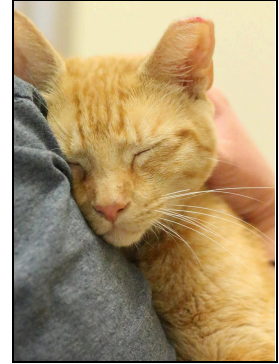
- *Email is the best way to reach us!*
- Use subject line: "URGENT" for urgent medical issues
- Use subject line: "Time Sensitive" for timely issues

Emergency Phone: for true emergencies only!

- Emergency phone: 215-650-7281
- Before calling, ask yourself "if this animal was a person, would I call 911?"
- See more about emergencies on page 4

Your Important ROLE & RESPONSIBILITIES as a Foster Parent!

Fostering is a rewarding experience and we're so thankful for your help! It can also be a lot of hard work. **As a foster parent, you are committing to:**



- **Caring** for your foster animal including providing food, water, socialization, grooming, keeping them safely indoors, and when needed, medicating.
- **Transporting** your foster back and forth to the clinic for medical care to ensure that your foster is up-to-date on vaccines and all medical treatments needed.
- **Promoting** your foster animal for adoption to find them a loving home in a timely manner or placing them at an adoption center, if eligible. ***Plan to submit photos and a personality bio for your foster cat as soon as they're cleared for adoption.***
- **Communicating is crucial for a successful foster process!** The expectation is that you will be in touch with foster staff with progress updates (including medical or behavioral concerns, personality info, and happy updates) and you will reply to emails/calls within 48-72 hours if not sooner.
- **Ensuring all medical and behavior issues have been addressed and disclosed** to our team and the adopter before the adoption is finalized!
- **Pet-sitting, Traveling, or Transferring:** Your foster cat(s) are **your** responsibility and should remain in your care in the home listed on your application. Keep the PAWS Foster Team in the loop at all times and if you need a sitter or a transfer to a new foster, please give plenty of notice, post to the Facebook page, and ask family/friends if they can help. ***Do not travel with your foster, give your foster to someone else, or have someone else care for your foster cat without the approval from PAWS first! Email the foster team about your plans.***
- **Using your animal's "A#" when corresponding with PAWS** to streamline things & eliminate confusion.

Creating a foster space and taking things slow: Doing these things sets everyone up for success!

1. Be sure to **cat-proof** your home! Secure screens, windows, holes, and vents. Put away tiny objects & strings!
2. Create a **"Safe Space"** (secure separate room) where your foster cat can warm up at their own pace with bedding, litter, food, water, and toys.
3. **2 Week Isolation** is required to reduce both stress and the risk of disease transmission. Each new foster animal/litter **MUST** be isolated from your other fosters and your resident pets for at least 2 weeks and until healthy & for cats, tested for **FIV/FELV** (see [FIV/FeLV testing policy](#)).
4. **Allow for decompression time.** Cats need time to acclimate and adjust to a new environment and people, so starting with a small space is best and will allow them to learn to trust. For shy/nervous cats, this helps reduce stress and the chances of them hiding somewhere that you can't find them.
5. **Monitor** the cat's health by ensuring they are eating, drinking, urinating, defecating, and maintaining normal energy level. Keep a close eye out for contagious diseases, especially highly transmittable ones like a URI aka kitty cold, parasites, **Panleuk, and Ringworm!** Wash your hands often!
6. **Slow Intros to New People:** Cats like to meet new people slowly and on their terms. Try not to crowd their space, hover over them, force them to be held, or raise your voice, as this can cause stress and fear. Taking it slow by sitting at their level and speaking in a quiet voice, reading in their room, finding their favorite treat, and letting them lean in or come to you helps them learn to trust you.
7. **Slow Intros to New Animals:** Do not introduce foster animals to one another or your pets unless all cats are tested negative for FIV/FeLV and free of all contagious diseases. *It is your decision to introduce your pets to foster animals. We cannot treat your resident pets if they get sick.* Introductions to other animals should be done very slowly and safely over the course of days/weeks to reduce stress.

IMPORTANT CAT CARE TIPS!

Check the Foster Resources page for more tips!

Basic Care Required for Cats Based on Age:

Adult Cats: Leave out an appropriate amount of dry food and offer wet food 1-2 times a day based on the guide on the food and the cat's weight. Water. Litter & pan. Toys and enrichment. Bedding.

Mom with Nursing Kittens: Feed plenty of wet & dry food so mom can keep up her strength! Water. Litter & pan. Toys. Bedding. Small, safe room, large crate, or playpen with nesting options & break spot for mom.

Kittens: Check out our [Orphaned Kitten Foster Guide](#) for more information on kitten care!

- **Bottle-feeder kittens (~0-4 weeks):** We send you home with a starter supply of formula and bottles, a heat source (snuggle disc), and a small secure enclosure with clean bedding and plenty of ventilation. Weigh daily, feed and stimulate every 2-4 hours.
- **Borderline kittens (~3-5 weeks):** Feed a smoothie mix of wet food, formula, and water via a bottle or syringe until eating wet food on their own. Provide a heat source, a medium secure enclosure with clean bedding and plenty of ventilation, and a small, low litter pan with non-clumping/natural litter. Weigh daily, feed every 4-6 hours, and stimulate until they go potty on their own.
- **Orphan kittens eating on their own (~4+ weeks):** Feed wet food at least 3x a day, ~6 every hours. Offer small dry kibble and water. Provide toys and enrichment, clean bedding, a small litter with non-clumping/natural litter in a small, safe room, large crate, or playpen.

Basic Cat Behavior and How to Avoid Issues:

Carrier tip: Make it a less scary place, by leaving it out in the foster room with the door open. Add a soft blanket, toys, treats, catnip, and even feed them in it to make it a positive, comfortable space for them. Learn more about desensitizing the carrier and even training cats to go into their carrier [here!](#)

Diet tip: Provide a healthy, age-appropriate diet. Change food types slowly by mixing in the new food a little at a time. Avoid by-products & meals as top ingredients; ie corn meal. Determine if the cat has a preference for wet or dry and adjust feeding amounts for age/weight.

Exercise & enrichment tips: Keep their mind and body happy!

Provide daily play time, enrichment, and positive reinforcement. Use treats & toys to redirect.

Cats should have a min of 15 minutes per day of play. Some may need more, including kittens!

Find their favorite toys like wands, crinkle balls, stuffed mice, and tunnels.

Ensure access to high places like cat towers and windows for enrichment. Secure windows and doors.

Have a fearful or active cat? Ask us for more tips including clicker training!

Litter box tips: *If the cat is straining or in pain, contact our clinic asap to bring them in!* Start with a small space to ensure they know where their box is as they adjust. *Not using the box?* Change the pan size, type of litter, and/or location. Uncover the box, avoid scented litter, and provide one box per cat + one extra

Scratching tips: Scratching is a natural, healthy cat behavior that releases endorphins! Offer plenty of materials to scratch on to help teach them appropriate places to scratch like posts, boards, and towers with materials like cardboard, carpet, and sisal. Use catnip to entice them to the scratcher and use positive reinforcement with praise and treats to reward them when they use the scratcher! Declawing is an unnecessary surgery that is painful and causes issues like biting and house soiling.

Scratching/Biting tips: Offer plenty of toys and play to teach that people aren't toys. Redirect rough play to toys and use positive reinforcement with praise and treats. *If your foster cat bites and breaks skin, you need to report it to the Foster Team. Please try to avoid bites as best you can!*

Trimming nails can be done every few weeks. Aim to make it a stress-free experience by using treats. Be sure not to cut past the nail's pink quick!

Two is better than one: If the cat is alone for long hours or is becoming bored/destructive, consider fostering a second cat friend. Just make sure both are tested for FIV/FelV first.

MEDICAL CARE: Routine Care, Vet Clinic, & Behavior Meds

When you arrive, check in at the front desk at Grays Ferry and be sure to fill out the appropriate forms completely and accurately. If you have any questions please try to email the foster office **BEFORE** you come in.

Medical History Card & Med Sheet: Each time you bring home a new foster animal, we will review and send you home with their medical records. Read them over noting their name, A#, gender, age, weight, and medical info including upcoming care and due dates. If you need updated records, email foster@phillypaws.org.

Behavior Medications: While in shelter, adjusting to a foster home, or transitioning to an adoptive home, it is not uncommon for a cat to need the help of medication to manage their anxiety or stress. If prescribed a behavior medication, it is important that you follow their dosing and treatment plan closely, and **do not discontinue any medication without the explicit instruction of vet staff**; These decisions are made as a team!

Veterinary Care for PAWS Foster Animals:

Foster Walk-In Vet Clinic aka FWI staffed by our Veterinarian for exams including illness, injury, urgent medical issues, and vet-requested rechecks FWI is for things such as upper respiratory infections (URI), eye infections, ongoing bowel issues, skin issues, inappetance, dehydration, and vomiting. FWI is not for vaccines only.

Hours: Mon-Fri 9:30am-11:00am, Sat-Sun 9:30am-12:00pm (except holidays).

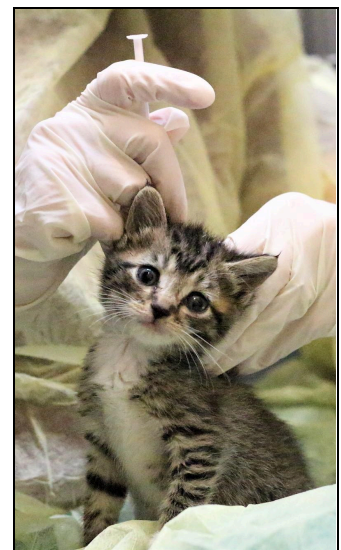
[FWI Google Form](#) (phillypaws.org/fwi): Fill out before arriving and include all concerns, observations, and reasons for the visit.

- **Closures/changes** occasionally happen due to short staffing & emergencies. They are announced on the Facebook page and via email.
- **Please note there will be a wait.** Clinic is first come first serve. We appreciate your patience!
- If your foster dog is having bowel related issues, **please bring a fresh fecal sample** with you when you come to foster walk-in or drop off the sample anytime between 9am-4:30pm.
- If you're coming to FWI for a medical issue, vaccines or other routine care can be given if due.
- Unless it's a true emergency, all health concerns will be seen during our FWI hours.
- Please do NOT bring your foster pet to FWI clinic for a general wellness check unless directed by staff.

Vaccine Booster Schedule & Other Routine Treatments:

Foster Vaccine Appointments (appt staffed by Vet Techs): **For routine care** including vaccine boosters, dewormer, monthly flea treatment, and FIV/FelV testing use the [Foster Vaccine Appt Request Form](#).

- **Adult Cats (4 months+):**
 - **FVRCP vaccine** will be given at intake, and must be **boostered 2-4 weeks** after the initial vaccine, then yearly
 - **Rabies vaccine**, yearly
 - **Dewormer:** Pyrantel dewormer (2x)
 - Monthly **flea treatment**
- **Kittens (0-4 months):**
 - First **FVRCP** booster at 11lb or during intake if over 11lb and must be **boostered every 2-4 weeks until 18-20 weeks old** - then good for 1 year. *Inform the adopter if their kitten still needs any boosters. They are financially covered if done at PAWS.*
 - **Dewormers:** Ponazuril (1x) & Pyrantel (2x) dewormers
 - **Rabies vaccine** once over 3lbs/at 3 months old
 - Monthly **flea treatment** if they're over 1.5lbs



Flea Treatment: See "Common Medical Issues" on page 6

FIV & FeLV Testing: Please ensure all cats are tested before introducing a foster cat to your resident cat. Test costs \$20 for fosters/adopters. We do not routinely test the cats in our care.

MEDICAL CARE: Emergencies, Surgeries, & Diagnostics

TRUE EMERGENCIES ONLY: Before calling, ask yourself if this animal was a person, would I call 911?

- **If the answer is no, email foster@phillypaws.org, with “URGENT” in the subject line** and plan to come to FWI Clinic the next day! Contact us as early in the day as possible!
 - If the animal is still eating, drinking, and active as usual, you can email.
 - Email for loss of appetite/thirst for more than 24 hours, diarrhea, vomiting, or dehydration
- **Symptoms of a true emergency** (call emergency phone):
 - Labored, shallow, or crackling breathing, excessive panting, or incessant coughing/wheezing; not breathing, pale or blue-ish gums
 - Vomiting of blood or bile repeatedly
 - Seizures, uneven pupil dilation, fainting, or unconsciousness
 - Trauma: hit by car, dropped, stepped on, bleeding that doesn't stop with pressure applied
 - Ingestion of poison/toxins, foreign objects, and poisonous plants (including lilies, rodent poison, chocolate, grapes/raisins, antifreeze, bleach, de-icing salts, dog flea meds, chicken bones, yarn, or string, holiday decor, toys with small or movable parts, [plus more](#)).
 - For kittens, please call immediately for:
 - Pale gums, lethargy, weakness, limpness, or difficulty waking up
 - Cold/cool to the touch (ensure they are on a heat source)
 - Symptoms of panleuk (kittens): combination of diarrhea, vomiting, weakness/lethargy, fever, loss of appetite/thirst
 - For kittens, plan to start Fading Kitten Protocol

PAWS Foster Emergency Phone: 215-650-7281 (leave a voicemail or send a text)

Note: The emergency line is for active foster pets only; not adopted animals.

Scheduling Surgeries & Diagnostics:

Spay/Neuter Surgery Appointment: When your foster is **healthy and 1.5lbs**, schedule a spay/neuter surgery appt. Email gfcclinic@phillypaws.org (Grays Ferry location) or neclinic@phillypaws.org (Grant location). Provide each cat's A#, name, weight, gender, & color. Fill out the digital Surgery Consent Form before the day of surgery. Check off any additional services needed such as vaccines, microchip, flea treatment, deworming, nail trims, FIV/FelV testing (\$20). **All cats should be microchipped (free) during surgery, if not already chipped.**

Specialty Surgery Appointment (enucleations, leg amputations, mass removals, dentals). If you are informed that your foster needs a special surgery, email luci@phillypaws.org to schedule an appointment. Fill out the digital Surgery Consent Form before the day of surgery.

Diagnostics aka “Drop Off” Appointment (for sedated X-rays, etc): If diagnostics are recommended by our Vet, email luci@phillypaws.org to schedule an appointment and be sure to fill out the [Drop-off Form](#).

Preparing for Appointment:

- **Drop off:** 8-9am at the Grays Ferry clinic's front lobby. **Pick up:** 4pm at the front lobby.
- **Feeding:** No food after 10p the night before, but water is okay
- **Post Op Care:** Your foster cat may seem “drunk” or not themselves the first night. Give them a quiet, safe place to recover and it will wear off! Exercise restriction for 7-10 days. Avoid running, jumping, playing, or bathing. Check the incision twice daily for signs of swelling, discharge, redness, or coming apart. For females' spays, an E-collar is REQUIRED for 10-14 days to prevent licking of the incision, as licking is the #1 cause of infection and opening of wounds.

Private Vet Care: If you decide to take your foster animal to a private vet without prior approval from PAWS, you will be responsible for any expenses incurred. Please send the vet records immediately after the visit so we can keep our records up-to-date. If your foster develops a condition that requires more care than PAWS can provide AND you are not able to provide private vet care, our team will work to come up with a solution or determine if humane euthanasia is the appropriate option.

MEDICAL CARE: Common Medical Issues

While many medical issues are diagnosed prior to going into foster care, we rely on foster parents to monitor for medical issues that pop up, and report them to our team ASAP. Cats with medical issues heal more quickly in less stressful environments like foster homes, and they are sent home with treatment!

Fleas treatment: Any cat is susceptible to fleas if not kept up to date on regular treatment. Fleas can cause anemia and can infest your home, which we want to prevent. Thankfully they're easy to prevent with monthly topical flea treatment which all PAWS cats are given when they arrive unless they've already received it or are too small. They should continue receiving it monthly while in foster care and it can be picked up any day 9am-4:30pm.

- **DO NOT apply flea treatments that have not been approved by PAWS.**
- **DO NOT bathe adult cats** - it's stressful, dangerous, and unnecessary.
- **Kittens over 1.5lbs** can be given Catego topical flea treatment.
- **Kittens under 1.5lbs CANNOT be given topical flea treatment.** If they have signs of fleas and are in stable health, **bath kittens in dish soap.**
- **Nursing mothers with kittens at least 0.5lbs** can get topical Revolution flea treatment. The kittens can be bathed in dish soap.
- **Nursing mothers with kittens less than less than 0.5lbs** can receive oral capstar and flea combed. The kittens can be bathed in dish soap.



Ringworm: Round, bumpy, red, crusty hair loss most typically on tail, ears, face, or feet. If your foster cat has Ringworm, we will help you through it! See our [Ringworm Foster Guide](#) for more info.

- First, come to clinic so the vet can examine the cat. If they suspect Ringworm, they'll take a culture.
- Sign up for future ringworm cultures, lime sulfur dips, ringworm medication refills, and booster vaccines using the [Ringworm Appointment Request Form](#) on the resource page.
- If the cat is confirmed to have ringworm, they must have 2 negative cultures taken 7 days apart to be considered cleared, and before being scheduled for surgery. A culture takes up to 14 days for results.

Skin Issues: Ongoing skin issues may be caused by allergies to the environment or food.

Panleuk: Panleuk is a serious and contagious virus for cats, especially kittens. Symptoms could also be many other things, but it's best to come to Foster Walk-In Vet Clinic hours asap if they have a combination of loss of appetite, diarrhea (often with blood), vomiting, lethargy, and dehydration. The FVRCP vaccine includes Panleuk.

Diarrhea: True diarrhea is watery. Generally loose, unformed stool may be due to stress, change of diet, antibiotics, or a minor parasitic infection. Common internal parasites are roundworms, hookworms, and tapeworms (look like rice). You can email us a photo, drop off a fecal sample, and add a spoonful of plain canned pumpkin to food to help soothe the intestinal tract.

Upper Respiratory Infection (URI): eye or nasal discharge, congestion, lethargy, sneezing (we will not start treatment for sneezing alone). Plan to come to Foster Walk-in Clinic hours, but temporary URI treatment at home to help make the cat more comfortable: Provide a warm, draft-free environment. Keep eyes and nose clear of discharge by using a warm, moistened cloth. Use a humidifier or steam up the shower to ease nasal congestion.

Calicivirus: ulcers in or around the mouth, drooling, eye discharge, nasal discharge, lethargy

Chronic Rhinitis: Caused by the feline herpes virus. Causes persistent URI symptoms even after treatment.

Injuries including wounds and broken or fractured bones; may need amputations and enucleations.

Dental: Cats need routine dental care like humans, and adopters should plan for that, but if a cat has moderate to severe dental issues or pain, we will likely provide dental care before adoption.

FIV: A virus that weakens a cat's immune system, so they should receive immediate vet care when sick. It doesn't typically shorten life span. FIV+ is transmitted through deep bites. FIV+ cats can live with FIV- cats.

FeLV: A virus that weakens a cat's immune system. Cats with FeLV can live normal, happy lives— *though with a shorter life expectancy*. FeLV can be spread between cats through grooming, nursing, sharing food or water bowls, sharing litter boxes, fighting, or mating. FeLV+ cats should not live with FeLV- cats.

Fading & Passing: Sadly, there are occasionally times that kittens (and even adult cats) fail to thrive in our care and unexpectedly pass away, even with our best efforts. If you provided all recommended care, please don't blame yourself! You gave them a chance, and provided a loving home. If your foster passes away in your care, alert the Foster Team immediately and bring their body back to the shelter during open hours (do not bury).

ADOPTION PROCESS!

Before Promoting For Adoption

Ensure all medical & behavior issues have been addressed and disclosed to PAWS. Foster parents are responsible for clearly explaining medical and behavioral needs to potential adopters, so if you are ever unclear on what care your foster pet needs, ask us! Review our [Cat Adoption Talking Points](#) for more tips!

If you are interested or know someone interested in adopting your foster, notify foster staff ASAP! You must get PAWS' approval *before* the pet is posted for adoption and/or any approved adopters reach out.

Single kittens do better with a kitten or cat friend! Please keep this in mind when promoting a single kitten! Adopters will need to sign our [Single Kitten Waiver](#) if they don't have another cat at home.


How to Find Adopters

In preparation of adoption promotion, plan to submit clear photos and a bio including your foster's personality, ideal home, and the foster parent's email to phillypaws.org/weblistings.

- **You can begin promotion once scheduled for spay/neuter surgery.** If they're already fixed, you can promote them once they are cleared for adoption.
- Your foster will be included on our **weekly adoptable cats email and have an online adoption profile** created.
- Plan to submit new content regularly. [See more promo tips here!](#)

Adoption Center Placement: If your foster cat is social, altered, healthy, and microchipped, you can request to drop them off at an adoption center. To request placement, use this form: phillypaws.org/petsmartplacement

- Old City Adoption Center aka PAC (2nd & Arch St)
- PetSmart Adoption Center (Broad St & Washington Ave)



Word of Mouth & Social Media: Share with your family, friends, and coworkers to find adopters! Create a foster Instagram, share on Insta Stories and tag @phillypaws, post on Facebook, share in neighborhood/work groups.

Steps To Finalize Adoption

1. **When a potential adopter reaches out to you,** please start a convo via email or phone to see if it could be a match! Remember that inquiries should be prioritized by first approved match who reaches out to you.
2. **Before scheduling a meet, you must confirm the adopter's application is approved** by posting in our facebook group or emailing adoptions@phillypaws.org. The app is on our website: phillypaws.org/adopt.
3. **We encourage virtual "video chat" meets first** to reduce stress for the cat & to ensure it's a good match.
4. **You have the cat's updated medical records & disclaimer** and all medical & behavior issues have been reviewed with the adopter. The cat is fixed and up-to-date on shots, dewormer, and flea treatment.
5. **You have 4 weeks worth of any long term medication or special diet** the animal is prescribed by our vets to send with an adopter *before* the adoption is finalized to avoid any gap in treatment.
6. **Schedule an in-person meet & pass-off** at your home, at the adopter's home, or at our Petsmart location..
 - **Sign the adoption contract & medical disclaimer:** Fully complete the adoption contract, including the animal's PAWS A# and the adopter's complete contact information. Make sure everything is legible. Email us a clear photo of the contract and waiver the day of the adoption and return the paper copies within 7 days. If your adopter would like to fill out a **digital contract**, email adoptions@phillypaws.org.
 - **Collect the adoption fee** via Venmo (@phillypaws), cash, or check. If paying via cash/check, drop off contract & adoption fee to Grays Ferry within 7 days of adoption.
 - Give your adopter the **yellow copy of the adoption contract, up-to-date medical records, adoption handouts, and folder**. Make sure you remove your foster guide and old medical records first!
 - **Notify other adopters** who expressed interest and direct adopters to email us with any questions.

Kittens (<6 months): \$135 after tax **Pair of kittens (<6 months):** \$216 after tax **Cats (6 months+):** \$81 after tax

FOSTER AGREEMENT REMINDER

- I will comply with all local and state laws and ordinances relating to the care of domestic animals.
- I will provide a loving, temporary home and humane treatment to my foster animal(s), including a balanced diet, water, and needed veterinary care, and I agree to pay for all needed food and litter.
- I will keep the animal(s) at the property listed below, and I will be the primary caretaker. If I need to find another primary caretaker for the animal(s), I will provide PAWS with as much notice as possible, work to find alternative caretakers within PAWS' and my networks, and communicate the caretaker's contact information to PAWS **before** they assume caretaking responsibilities.
- I will not leave my foster animal(s) alone longer than eight hours. I will hire a dog walker for my foster dog if needed and notify PAWS of any additional care providers.
- I will keep my foster cats/kittens **inside only**.
- I acknowledge that PAWS has recommended that foster animal(s) be kept separate from my own pets and that there is a risk of infecting my pets with known or unknown diseases even if they are separated.
- I understand that animals in foster care sometimes require medical attention. If the animal(s) become sick, I agree to bring them to PAWS for care during scheduled clinic hours. In case of emergency, when PAWS is unable to provide care, I agree to contact PAWS' emergency number for guidance regarding obtaining care.
- I agree to fully comply with any medical treatment plan, including medications and therapies, or behavioral training plan prescribed by PAWS staff.
- I understand that, unless it has been arranged for by a PAWS staff member, I will be financially responsible for the cost of veterinary care if I choose to take my PAWS foster animal to another veterinary practice for treatment. I agree to notify PAWS before seeking care at another practice.
- In the event my foster animal has a medical condition that requires treatment beyond what PAWS is able to provide or pay for, I understand I may either return the animal to PAWS or assume financial responsibility for the treatment.
- I understand that foster cats have not been tested for FeLV/FIV unless otherwise noted in its medical record. I understand that foster dogs have not been heartworm tested.
- If my foster animal is declared a hospice case, or is otherwise medically or behaviorally unstable, I agree to abide by PAWS' decisions regarding the health and future of the animal.
- If a foster animal should die while in my care, I will immediately notify PAWS and return the body to PAWS.
- I understand that email is the primary method of communication for PAWS Foster Program and I agree to respond to emails in a timely manner, ideally within 48 hours.
- I will work to find an adopter for my foster animal(s) according to PAWS' screening process and requirements, with PAWS' support as needed. I will submit at least four high-quality photos and a thoughtful bio each month, using guidelines provided on PAWS' Foster Resource web page.
- I understand that my foster animal(s) **may not be transferred to their adoptive homes before they are spayed/neutered**, unless written permission from PAWS staff is provided. In that case, the approved adopter will pay an additional \$100 surgery deposit per unfixed animal, and the animal will become part of PAWS' Pre-Adopt program.
- If I choose to adopt my foster animal myself:
 - I understand that I must first complete all approved adopter meets.
 - I will finalize the adoption contract and pay the adoption fee (based on the animal's age when taken into foster care) within two weeks of indicating I want to adopt.
- I acknowledge that dogs and cats respond to situations differently, that such responses may be unpredictable, and that PAWS makes no claims, representations, or warranty, either expressed or implied, as to the behavior or temperament of animals placed in foster care.
- If my foster animal bites (breaks skin with their teeth), I will notify the foster team by email immediately and separate the animal from other beings in my home until I receive instructions on how to proceed.
- I release, discharge, indemnify, and hold PAWS and its staff and directors harmless for any and all damage or veterinary expenses caused by a foster animal, directly or indirectly, to people, personal property or pets.
- I acknowledge that the animal(s) entrusted to me are the property of PAWS, and I will let PAWS into my home upon request to inspect and ensure that the animal(s) are being kept humanely.
- If for any reason I or PAWS decides that this foster situation is not working, or if I become incapable of caring for the animal(s), I will return the animal(s) to PAWS without conflict.